

Sector results



Sectors	Allocation	Result	Performance attribution
Stock Indices	25 %	2.78 %	
Bonds	12 %	-0.66 %	
Money Markets	9 %	0.00 %	
Currencies	22 %	-0.53 %	
Grains	9 %	-0.11 %	
Energies	4 %	-0.70 %	
Metals	6 %	-0.77 %	
Agricultural Markets	13 %	-0.06 %	
Total	100 %	-0.04 %	

All figures above refer to Superfund Green USD SICAV.

The sector allocation chart represents the estimated margin required of Superfund Green USD SICAV to maintain its open futures and forward market positions as of the date reported. It is to be used as an indication only. Margin requirements may change rapidly due to market conditions. Additionally, the allocations of other Superfund funds employing the same strategy as Superfund Green USD SICAV may differ due to multiple factors, including but not limited to different levels of assets under management, the possibility of different entry and exit points, and local regulations which may limit the markets traded.

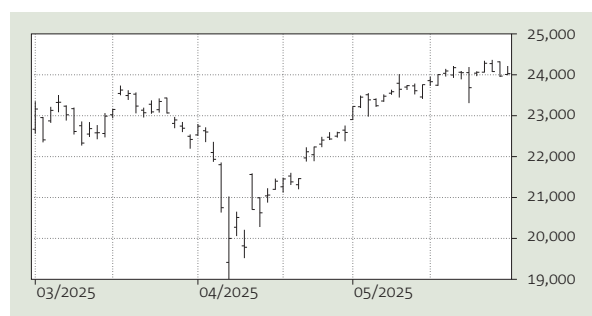
Position analysis (contribution to the monthly result)

Strongest performers	Position	Result
EUREX_DAX_Index	Long/Short	0.30 %
TSE_Topix_Index	Long/Short	0.26 %
CME_Live_Cattle	Long/Short	0.31 %

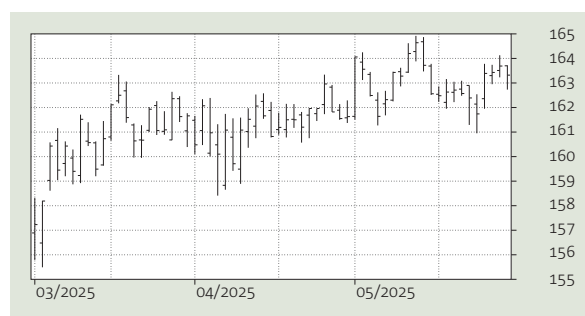
Weakest performers	Position	Result
NYMEX_Crude_Oil	Long/Short	-0.28 %
CSCE_NY_Coffee	Long/Short	-0.44 %
LCE_Lond_Coffee	Long/Short	-0.29 %

Market analysis (contribution to the monthly result)

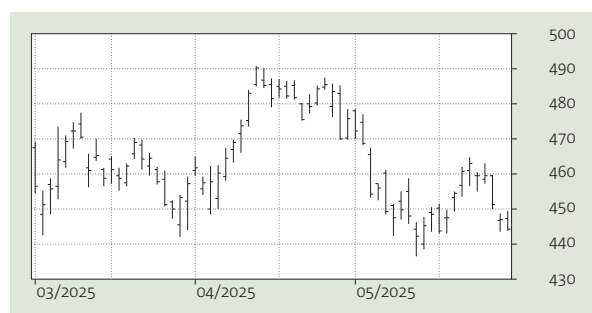
■ EUREX_DAX_INDEX Long/Short | 0.30 %



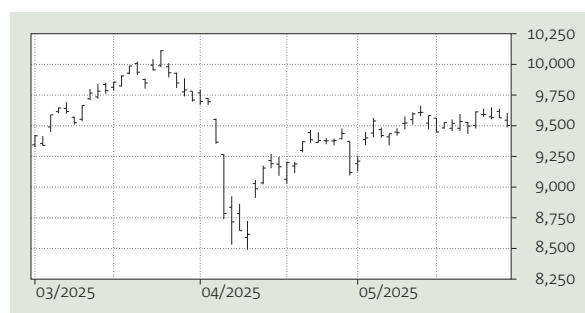
■ CME_EUROYEN Long/Short | 0.00 %



■ CBT_CORN Long/Short | -0.01 %



■ LME_COPPER(3M) Long/Short | -0.21 %



Important notice: Past performance, whether simulated or actual, is not a reliable indicator of future performance. This Manager's Report has been prepared only for existing investors in Superfund Green SICAV. This Report constitutes neither an offer to sell nor a solicitation to invest. Such an offer or solicitation will be made only in those jurisdictions where permitted by law and will be preceded or accompanied by a current prospectus and such other offering documents as may be required. This information has been prepared without taking into account anyone's objectives, financial situation or needs so before acting on it consider its appropriateness to your circumstances. Prospective qualified investors should take appropriate investment advice and inform themselves as to the legal requirements, exchange control regulations and taxes in their countries of citizenship, residence or domicile. No investment products are offered or sold in any jurisdiction, or in any manner, in which an investment would be contrary to the applicable securities laws or any other local laws or regulations. Therefore certain Superfund investment products may not be available in your jurisdiction. Applications from persons who do not meet applicable eligibility or suitability requirements will be refused.

This document is strictly not intended for circulation to U.S. investors.

Superfund investment products are speculative investments. There is a substantial risk of loss in trading futures and options. Drawdowns may occur regularly due to market conditions and may range approximately from 30% to 50% from the respective all-time-high. Decreases in value exceeding these figures are also possible at anytime, and the possibility of a complete loss of the principal invested cannot be excluded. Superfund Green USD is traded in USD. Fluctuations in the USD/EUR exchange rate may substantially decrease the net asset value. A subscription charge of 4.5% leads to a corresponding decrease in return. Past performance is not a reliable indicator of future performance, in particular given the short period of actual trading results. Any liability for possible mistakes is hereby expressly disclaimed and excluded. Source: Superfund, TeleTrader